













## Bicycle Safety Tips

Teach children the following bicycle safety rules:

-  Wear a bicycle or motorcycle helmet on every ride. Check to see if your helmet should have a safety certification.
-  Ride so drivers and cyclists can see you. Give cars and pedestrians the right-of-way.
-  Cycle with an adult until you attain the confidence and skills to ride on your own.
-  Avoid broken pavement, gravel, wet leaves, storm grates, railroad tracks or anything that could make you lose control of your bike.
-  Wear light or bright clothing, reflective clothing or tape. Be sure to remember to carry or wear your W.A.C. whistle.
-  Do not ride your bike at night.
-  Inflate tires properly.
-  Check brakes before riding.
-  Cyclists should ride one behind another and against the flow of traffic in a bike lane, sidewalk or biketrail.
-  If you have an accident with your bicycle, remember to whistle 3 times and yell. Get to a safe place, then tell an adult.

1-888-WAC-9118  
P.O. Box 27070, Littleton, CO 80127  
2006© All rights reserved to Whistle Away Crime®  
[www.whistleawaycrime.org](http://www.whistleawaycrime.org)

THE INFORMATION ON THIS PAGE  
IS INTENDED FOR EDUCATIONAL PURPOSES ONLY